









ReadSpeaker webReader v3.2 Accessibility Keys, 22 September 2020

webReader Keyboard Accessibility

More information on how to use access keys can be found in the Help tool, which can be accessed from the webReader toolbar or using Modifier + I. Access keys are activated with modifier keys, which differ depending on the browser and operating system used, see https://en.wikipedia.org/wiki/Access_key. Access keys do not need to be capital letters.

Depending on the implementation of webReader, some features might not be activated.

When the user has set focus on the player, **tab/shift+tab** can be used to navigate and the **enter key** to activate a certain button or option.

To access a feature, use Modifier + Access Key	Access Key
Listen button ; put focus on Listen button	K
Start reading : put focus on player and start the reading	L
Move Listen button : put focus on the drag handle of the Listen button, player, and toolbar (LMSs only, not all LMSs)	U
Pop-up Control Panel	C
Open/Close toolbar	1
 Settings	S
 Reading Language (requires toolbar to be open, in order to choose a reading language)	R
 Read on Hover	H
 Enlarge Text	E
 Text Mode	V
 Page Mask	M
 Download mp3	D
 Help	I